

Mini OLED Meters

Monitors essential electrical system parameters, temperature, and tank levels, on a bright, waterproof, daylight readable OLED screen.

- Compact size enables mounting in any convenient location
- Now available with yellow or blue OLED screens
- Reverse polarity protected
- Mounts in a common 1-1/8" diameter hole



1732200
Ammeter



1732
Ammeter



1733200
Voltmeter



1733
Voltmeter



1739200
Tank Meter



1739
Tank Meter



1741200
Temp Meter



1741
Temp Meter

Related Products



DC Shunts



Temperature
Sensor



Water-Resistant USB
Accessory Panels

Specs



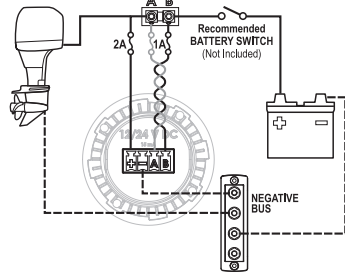
Part #	1733 / 1733200	1732 / 1732200	1741 / 1741200	1739 / 1739200
Description	Voltmeter	Ammeter	Temp Meter	Tank Meter
Nominal Voltage	12V / 24V DC	12V / 24V DC	12V / 24V DC	12V / 24V DC
Input Voltage	8V-36V DC	8V-36V DC	8V-36V DC	8V-36V DC
Max. Operating Current	15mA	15mA	10mA	17mA
Resolution	0.01V DC	0.1A	1°F or 1°C	5%
Accuracy	+/- 1%	+/- 2%	+/- 1.25%	--
Intermittent: 5 min.	--	110A	--	--
Cranking: 30 sec.	--	175A	--	--
DC Shunt (included)	--	9230 (100A/50mV)	--	--
Temp Sensor (included)	--	--	1820	--
Monitors	8V-36V DC	-100A-100A DC	-40°F -175°F or -40°C-80°C *	Tank Level
Compatible Senders	--	--	--	North American: 240-33Ω European: 10-180Ω
Cutout Dimensions	1-1/8" (29 mm) diameter			
Lifecycles	Blue OLED: 10,000 hours, Yellow OLED: 100,000 hours			
Regulatory	CE marked, IP66 - protected against powerful water jets			

* -40°F-250°F (-40°C-120°C) with sensor Part # 1821 (Optional)

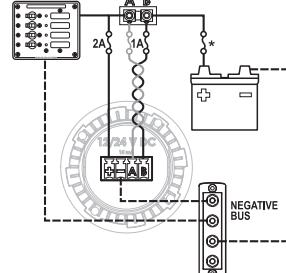
Ammeter Wiring Diagrams

Monitor Outboard Alternator

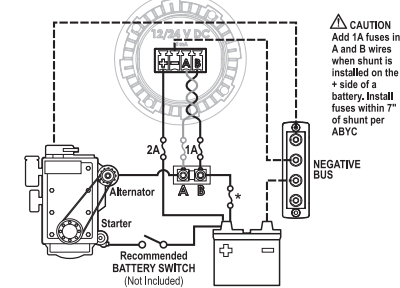
Verify cranking ratings



Monitor House Loads

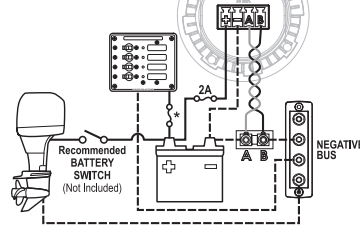


Monitor Inboard Alternator



Monitor System Amperage

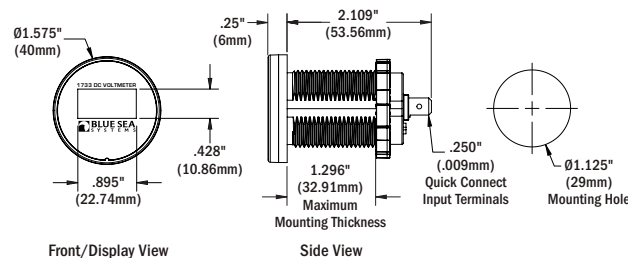
Verify cranking ratings



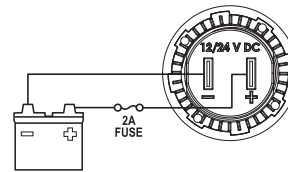
* See circuitwizard.bluesea.com to determine fuse rating

NOTE: The wiring diagrams are intended for reference only. Consult an ABYC certified marine electrical professional for system design and circuit protection.

Dimensions

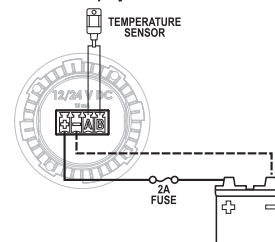


Voltmeter Wiring Diagram

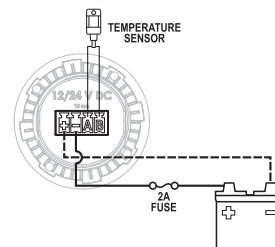


Temp Meter Wiring Diagram

Fahrenheit Display*



Celsius Display*



* Input power polarity determines Fahrenheit or Celsius display

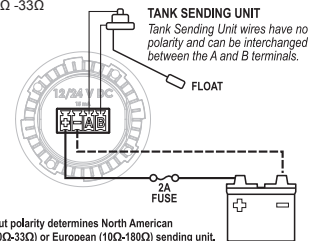
LEGEND

Positive ———
Negative - - - -
Fuse ○—○

Tank Meter Wiring Diagram

North America Sending Unit

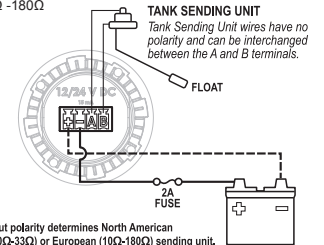
240Ω-33Ω



* Input polarity determines North American (240Ω-33Ω) or European (10Ω-180Ω) sending unit.

European Sending Unit

10Ω-180Ω



* Input polarity determines North American (240Ω-33Ω) or European (10Ω-180Ω) sending unit.

Specifications subject to change. See bluesea.com for current information.